

Check-In Box Manual

Our reception opening hours are from Monday till Friday from 7 am till 10 pm and on the weekend and on bank holidays from 8 am till 6 pm.

When you arrive later than the mentioned opening hours, you will receive your key card at our check-in machine next to the main entrance.

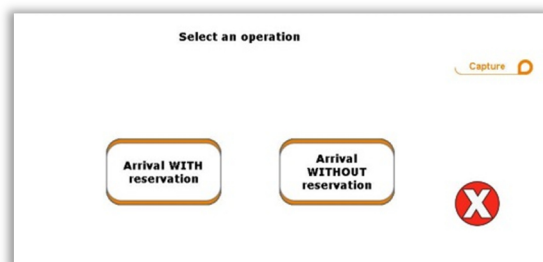
1. Please touch the screen with one finger.
(It is a Touch Screen.)



2. Please select your preferred language.



3. Now, please select „Arrival WITH reservation“.



- Your password is your first name and name without any spaces. If your first name or name contains a hyphen, please enter it as one word. Please confirm your entry with "OK".

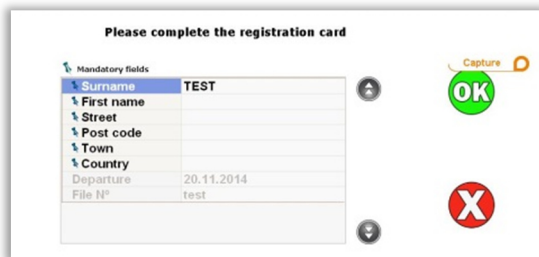
Example:

Name: Ann-Kathrin Müller

Password: ANNKATHRINMÜLLER

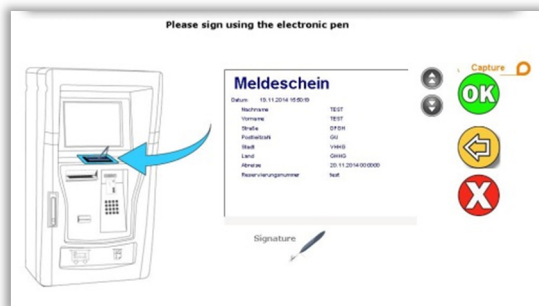


- Please complete the registration form by entering your home address in the designated fields. Please fill out all fields, in order to proceed, followed by clicking "OK".



- Please have your credit or debit card ready for identification purposes and insert it into the card slot when requested. The security pin might be requested.

- Now, you will find your key card with the apartment number on top in the tray at the bottom of the machine.



- In order to enter the Clipper Boardinghouse Hamburg-Holzhausen please insert the key card in the card reader which you find on the right-hand side of the main entrance.





If you have booked a parking slot in our underground car park, your key card also opens the car park gate.

In your apartment, please fit the key card in the little white box next to the front door in order to start the power supply.

Important: This key card is only valid for one night. Please get in contact with the reception team on the following morning, there you receive a valid key card for your entire stay.

We wish you a pleasant stay at Hamburg and our house!

Your Team of the Clipper Boardinghouse Hamburg-Holzhafen